

TYPE LF - 204-C / LF - 214-C



DESCRIPTION

The **LF-204C** and **LF-214C** linear air grilles are designed to be used for floor installation, parallel to windows and slide doors. They are suitable for supply and extraction air applications.

Their main characteristics are:

- The **LF-204C** grilles are constructed with a 16 mm blade pitch. The **LF-214C** grilles are constructed with a 20 mm blade pitch.
- The **LF-204C/LF214C** types are suitable for installation on false floor tiles. They are constructed with 40 mm x 3 mm aluminium blades. Available without frame for enhanced embodiment on the mounting surface.

NOMINAL SIZES

The **LF** grilles are available in any combination of dimensions to meet the needs of the project.

We highlight that:

- The order dimensions are the dimensions of the **opening**.
- The blades are placed parallel to the **first** dimension of the grille.

ACCESSORIES

- Opposed blades volume damper, adjustable by an easily accessible key. **(-D)**
- Dust or grease filter. The dust filters are available in white **VILEDON** or net black **FCU** type. Grease filters are metallic. (See relevant brochure). **(-F)**
- Equalizing grid. **(-E)**
- Mesh 6 mm x 6 mm for the constraint of foreign objects, etc. **(-M)**

FLOOR LINEAR AIR GRILLE

INSTALLATION - FIXING

LF-204C and **LF-214C** grilles are fixed without screws.

AIR FLOW CONTROL

The volume damper is easily regulated by a key or a regulating screw.

MATERIALS


Blades: Extruded aluminium anodized in matt silver or powder coated in RAL colour.

Support tubes: Aluminium tubes, Φ 8 mm, placed transverse every 200 to 300 mm.

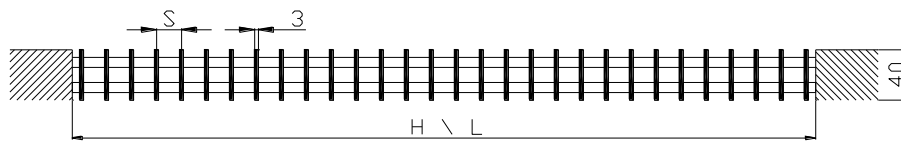
Volume damper: Aluminium.

SPECIFICATION TEXT

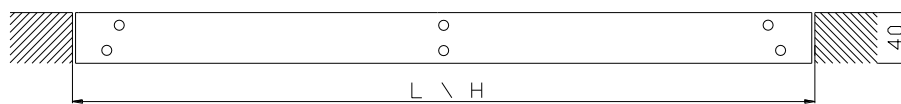
Supply or extract air grille, consisting of fixed aluminium blades. The grille is suitable for floor installation, designed for load bearing applications. The grille has no frame for full embodiment on the mounting surface. With optional volume damper and/or equalizing grid.



LF-204/214-C – VIEW



LF-204/214-C – SECTION



LF-204/214-C – SIDE VIEW

- L : Nominal length – horizontal opening
H : Nominal height – vertical opening
d : Distance between support tubes. $d = 200$ to 300 mm depending on the grilles' dimensions.
S : Blade pitch. Typical 16 mm. Optional 20 mm.

NOTES

1. When ordering, refer first to the dimension parallel to the blades, i.e. for horizontal blades length is specified first and for vertical blades height is specified first.
2. Volume damper is available for all types.
3. The grille comes with no frame.