

TYPE
TL – 201/202/211/212

LINEAR AIR GRILLE FOR
CIRCULAR DUCTS



DESCRIPTION

The **LF** series air grilles are also available for direct mounting on circular ducts, named **TF**. The shape of the grille is constructed in such way as to fit onto the circular surface of the duct, preventing any air leakage, without the use of any fittings.

Their main characteristics are eivat:

- The basic features of every type counterpart the features of the **LF** series.
- There are three available grille heights corresponding to a wide range of duct diameters.

NOMINAL SIZES

The grilles are available at any length to meet the needs of the project. The height of the grilles is available in three sizes; 75 mm, 115 mm, 195 mm and are suitable for duct diameters as shown on the following table.

Nominal height (mm)	Duct diameter for mounting
75	Φ 150 ↓ Φ 400
	Φ 300 ↓ Φ 900
115	Φ 600 ↓ Φ 2400

We highlight that:

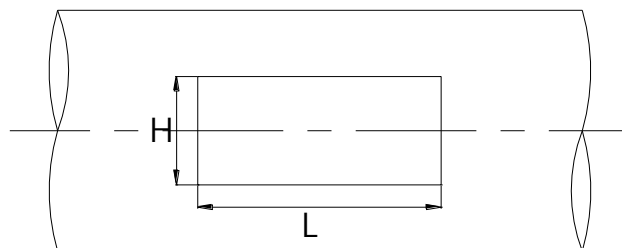
- The order dimensions are the dimensions of the **opening**, (L x H), where H is the height as referred to the previous table.
- The blades are placed parallel to the **first** dimension of the grille.

ACCESSORIES

- Opposed blades volume damper, adjustable by an easily accessible key. **(-D)**
- Hit and miss volume damper. **(-D-TS)**
- Equalizing grid. **(-E)**
- The grilles are available with 25 mm width frame.

INSTALLATION – FIXING

Each grille frame has counter punched holes and is delivered with flat-head, self-drilling screws, powder coated in the same RAL colour as the grille.

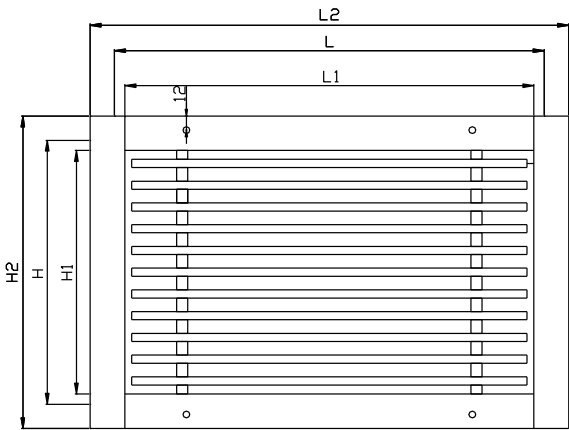


MATERIALS

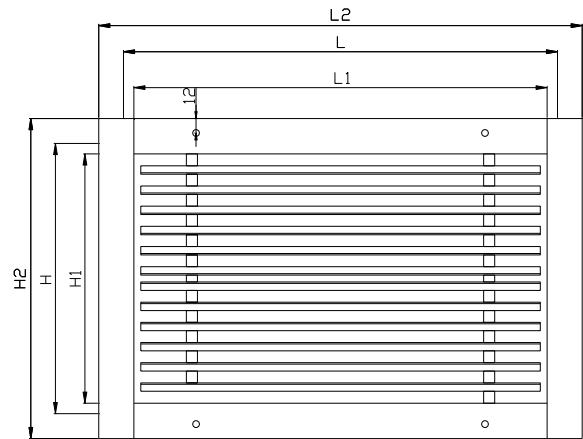
Materials as in **LF** series.

SPECIFICATION TEXT

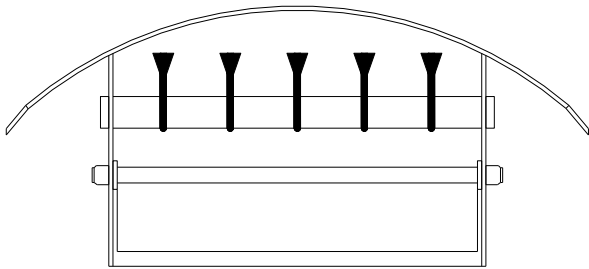
Supply or extract linear air grille of rectangular shape, consisting of horizontal blades with braced triangular end from anodized aluminium. The shape of the grille is constructed for direct mounting on circular ducts. With optional volume damper and/or equalizing grid.




TL-201/211 – VIEW



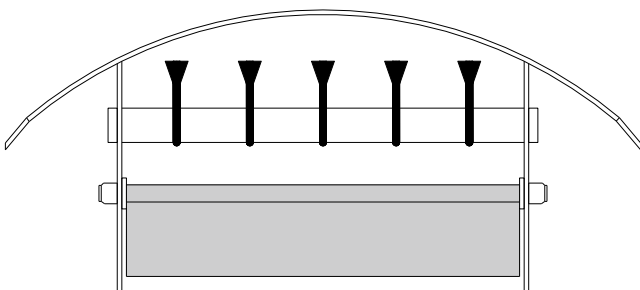
TL-202/212 – VIEW



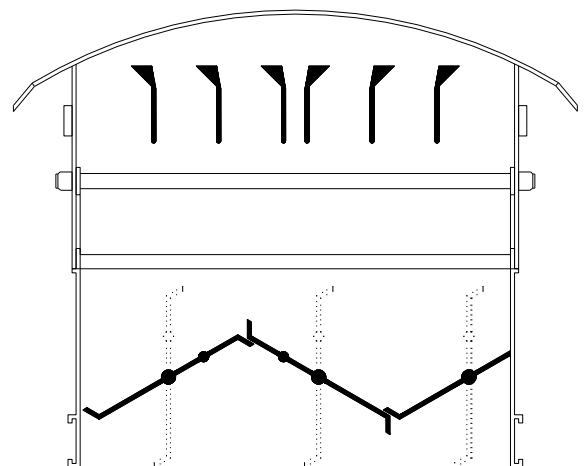
TL-201/211 – SECTION



TL-202/212 – SECTION



TL-201-E SECTION WITH EQUALIZING GRID.



TL-202/212-2D – SECTION WITH DAMPER

- L : Nominal length – horizontal dimension
H : Nominal height – vertical dimension – 75 mm, 115 mm or 195 mm
L₁ : Length $L_1 = L - 10\text{mm}$
H₁ : Height $H_1 = H - 14\text{mm}$
L₂ : Overall length $L_2 = L_1 + 2B$
H₂ : Overall height $H_2 = H_1 + 2B$
B : Frame width. Typical 25 mm (on horizontal projection)

NOTES

1. When ordering, refer first to the dimension parallel to the blades, i.e. for horizontal blades length is specified first and for vertical blades height is specified first.
2. Volume damper is available for all types.
3. The grille comes with counter punched holes and self-drilling screws in the same RAL colour.
4. The number of holes are two (one on the right and one on the left) for grilles up to 250 mm, and four (two on the top and two on the bottom) for grilles over 300 mm.